

FUKUDA STM LEAD ACID BATTERY CHARGER



FUKUDA Lead-Acid Battery Chargers are designed to cater for high volume battery charging of up to 9 pieces of 12V batteries or 18 pieces of 6V batteries connected in series. This is made possible with the use of multiple voltage and current selections to provide various combinations of charging conditions to suit individual requirement. Standard models are supplied in heavy gauge steel casing complete with epoxy finishing which comes in two different designs of Fixed and Multiple voltage / current selections. This charger is highly robust and extremely suitable to be used in industrial environment, oil and gas industries and shipbuilding industries to charge standby batteries. In place where power outage is very common, **FUKUDA** will ensure the spare battery will be fully charge and is ready to be use. Due to the high charging capacity this charger will charge-up even the most drain out battery in a very short time.

FEATURES

Rated Supply Voltage

1. 220-240 Vac 50Hz/60Hz
2. 110Vac available upon request

Battery Types

1. 6V and 12V Lead Acid Batteries

Number of Batteries

1. 6V Batteries – 1 to 18 pieces
2. 12V Batteries – 1 to 9 pieces

Charging Voltage

- | | |
|----------------|--|
| Fixed range | – 12V and 24V |
| Variable range | – 6V to 48V or 96V
– 12V to 24V or 108V |

Charging Current

1. Maximum – 5A, 10A, 20A and 30 A

Enclosure

1. High quality steel plate with epoxy powder coated finishing

Safety Features

1. Fast blow glass fuse
2. MCB over current protection





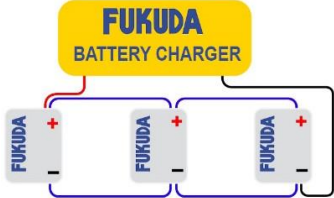
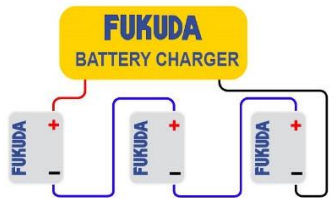
Applications

1. For automobile lead acid battery

Note: As charging a battery causes hydrogen gas to be discharged, care must be taken to ensure that battery charging is carried out in a well-ventilated area. In sensitive environment, extreme care must be taken when using **FUKUDA**™ battery charger. Consult your plant engineer for a safe area to conduct charging.

MODEL AND SPECIFICATIONS

	Charging Voltage (Vdc)	Charging rate (A)	Max Cap. (Ah)	Dimensions		Weight (Kg)
				H X W X D		
STM 1205	12V	5A	40Ah	120 X 160 X 220	B	3.0
STM 1210	12V	10A	90Ah	120 X 160 X 220	B	4.5
STM 2410	12V or 24V	10A	90Ah	160 X 240 X 270	B	8.0
STM 2420	12V or 24V	20A	180Ah	160 X 240 X 270	B	16.5
STM 2430	12V or 24V	30A	270Ah	160 X 200 X 280	B	11.0
STM 4810	6V to 48V	10A	90Ah	300 X 340 X 330	D	16.5
STM 4820	6V to 48V	20A	180Ah	300 X 340 X 330	D	22.0
STM 9610	6V to 96V	10A	90Ah	300 X 340 X 330	D	25.0
STM 10810	12V to 108V	10A	90Ah	300 X 340 X 330	D	26.5

<u>Type A</u>	<u>Type B</u>	<u>Type C</u>	<u>Type D</u>	<u>Parallel Charging</u>	<u>Series Charging</u>
					

MECTRA

S Y N E R G Y

MECTRA SYNERGY (M) SDN BHD
 B-13-11, Menara Prima,
 Jalan PJU 1/39 Dataran Prima,
 47301 Petaling Jaya,
 Selangor Darul Ehsan,
 Office : +603-7886 1732
 H/P : +6010-201 6466
 Email : sales@mectra.com.my

